



rousseau
Established 1950

Service & Parts Storage Equipment

ROUSSEAU WORKS FOR SERVICE & PARTS



Sun Motor Cars BMW - Service Equipment (PA)



Eagle Auto Mall - Parts Equipment (NY)



Audi Ste-Foy - Service Equipment (QC)



Honda de la Capitale - Parts Equipment (QC)



Capital Pontiac - Service Equipment (SK)



Organisation




Durability



rousseau

Designed, Engineered,
Manufactured in North America



Quality




Flexibility



SOME ACCOMPLISHMENTS



Acura of Pembroke Pines - Service Equipment (FL)



Sun Motor Cars Porsche & Audi - Parts Equipment (PA)



Rahal Letterman Racing - Service Equipment (IN)



Toll free 1 800 463-4271
Telephone 418 598-3381
Fax 418 598-6776
E-mail sales@rousseau-metal.com
105 Avenue de Gaspé Ouest
Saint-Jean-Port-Joli (Québec)
G0R 3G0 Canada

Contact our Automotive Specialist for more information :

PRINTED IN CANADA

www.rousseau-automotive.com

Distinctive by nature

Distinctive by nature

Service Storage Equipment

CONFIGURE YOUR BAY IN 5 EASY STEPS



- 1 Type of Worksurface
- 2 Under the Worksurface
- 3 Above the Worksurface
- 4 Centre
- 5A Side - Tool Box
- 5B Side - Reel Cabinet
- 5C Side - Storage Unit

COLOR CHART POWDER COAT PAINT

	Avalanche Blue - 055
	Everest Blue - 051
	Classic Blue - 052
	Charcoal Gray - 072
	Sapphire Blue - 522
	Boreal Green - 102
	Glossy Black - 902
	Sienna Orange - 085
	Beige - 041
	Frost White - 061
	Light Gray - 071
	Carmine Red - 806

Note: The colors may vary slightly from those shown.

For custom colors, contact our Customer Service Representatives.


A COMPLETE SOLUTION

We have the answer whether you are looking for a basic workbench, with a little or a lot of storage space, or a more complete workcenter (integrated with or without lift motor control, a computer system, reels, and more).

We offer versatile options that provide you with exactly what you need for a fully integrated **Global Technician Workcenter** : **tech caddies, ergonomic seats, waste containers, louvered panels, power feed panels and more.**

Our tool box stands out as an exceptional product completely different from anything else you have used. Those who give them a try end up adopting them for life!

ROUSSEAU HAS ALL THE PIECES FOR YOUR DEALERSHIP



Rousseau's **Global Technician Workcenter** is the **first and only completely modular system** that addresses all of your important needs, including durability, productivity, reliability, functionality and aesthetics.

Our high quality designs create a **Sophisticated and Enhanced Dealer Image** that both you and your clients will love.



Official Tool Box of Rahal Letterman Racing



Valley Lexus (CA)

Parts Storage Equipment

ONE SOLUTION FOR A MULTITUDE OF APPLICATIONS

We offer a **complete and integrated storage solution** for your parts, **no matter what their shape or size.** Our **drawers in shelving** system, specialized racks (for **mouldings, bumpers, exhaust pipes, tires, etc.**), and our **workstation** system are all adapted to your reality, the Automotive Industry.



Ressler Chevrolet (MT)

With Rousseau solutions, you can save a considerable amount of space while **increasing the productivity** of your employees.

The strength of our system is that it adapts to your environment and evolves with your needs.

With the numerous dimensions and accessories offered, you can **create your own customized layout** to complement the structure of your building.

DRAWER IN SHELVING


The Rousseau drawer is the **ideal solution for the storage of small parts and high-turnover items.**

With this system, a wide variety of parts can be stored and readily accessible while **maximizing the use of available space.**

This decreases the amount of time walking to get your parts, so you also **save valuable time.**



Gerry Wood Honda (NC)



- More parts stored in the same space;
- Less time spent searching for parts;
- Less time your mechanics spend waiting at the service counter;
- More time for vehicle maintenance;
- More time for your customers!

Rousseau drawers add value to your existing equipment. They can be installed in more than 35 brands of shelving on the market.